

## QMS8S

### DC~26.5GHz, SP7T~SP8T

Features:  
 \* Low VSWR  
 \* Low Insertion Loss  
 \* High Isolation

Applications:  
 \* Wireless  
 \* Transmitter  
 \* Laboratory Test  
 \* Radar

### Electrical

Frequency:		DC~26.5GHz			
Impedance:		50Ω			
Frequency range (GHz)	Insertion Loss (dB)	Isolation (dB)	VSWR		
DC~6	0.3	70	1.3		
6~12	0.4	60	1.4		
12~18	0.5	55	1.5		
18~26.5	0.7	50	1.7		
Voltage*1 (V)		+12	+24	+28	
Current (mA)		Normally Open	300	150	140

[1] The voltage can be selected according to user requirements.

### Mechanical

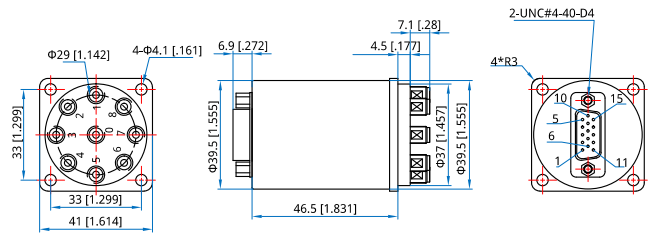
Size*2:	41*41*46.5mm 1.614*1.614*1.831in
Switching Sequence:	Break before Make
Switching Time:	15mS max.
Operation Life:	2M Cycles
Vibration (operating):	20-2000Hz, 10G RMS
Mechanical Shock (non-operating):	30G, 1/2sine, 11mS
RF Connectors:	SMA Female
Power Supply & Control Interface Connectors:	D-Sub 15/26 male
Mounting:	4-Φ4.1mm through-hole

[2] Exclude connectors.

### Environmental

Temperature:	-25~+65°C
Extended Temperature:	-40~+85°C

### Outline Drawings



Unit: mm [in]  
 Tolerance: ±0.5mm [±0.02in]

### Additional Options

TTL: T  
 Indicators: I  
 Extended Temperature: Z  
 Positive Common  
 Waterproof Sealing Type

### How To Order

**QMSVS-F-WXYZ**  
 V: 7~8 (SP7T~SP8T)  
 F: Frequency in GHz  
 W: Actuator Type. Normally Open: 3.  
 X: Voltage. +12V: E, +24V: K, +28V: M.  
 Y: Power Interface. D-Sub: 1.  
 Z: Additional Options.

### Examples:

To order a SP8T switch, DC-18GHz, Normally Open, +12V, D-Sub, TTL, Indicators, specify QMS8S-18-3E1TI.

Customization is available upon request.

## Pin Numbering

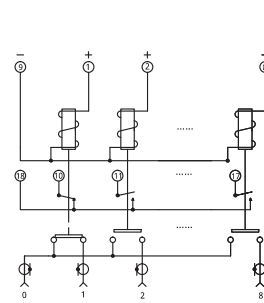
### Normally Open

Pin	Function	Pin	Function
1~8	V1~V8	18	Indicator (COM)
9	COM	19~26	NC
10~17	Indicator (1~8)		

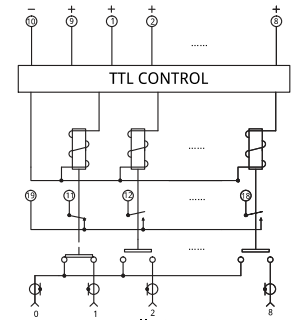
### Normally Open & TTL

Pin	Function	Pin	Function
1~8	A1~A8	11~18	Indicator (1~8)
9	VDC	19	Indicator (COM)
10	COM	20~26	NC

## Driving Schematic Diagram



Normally Open



Normally Open & TTL